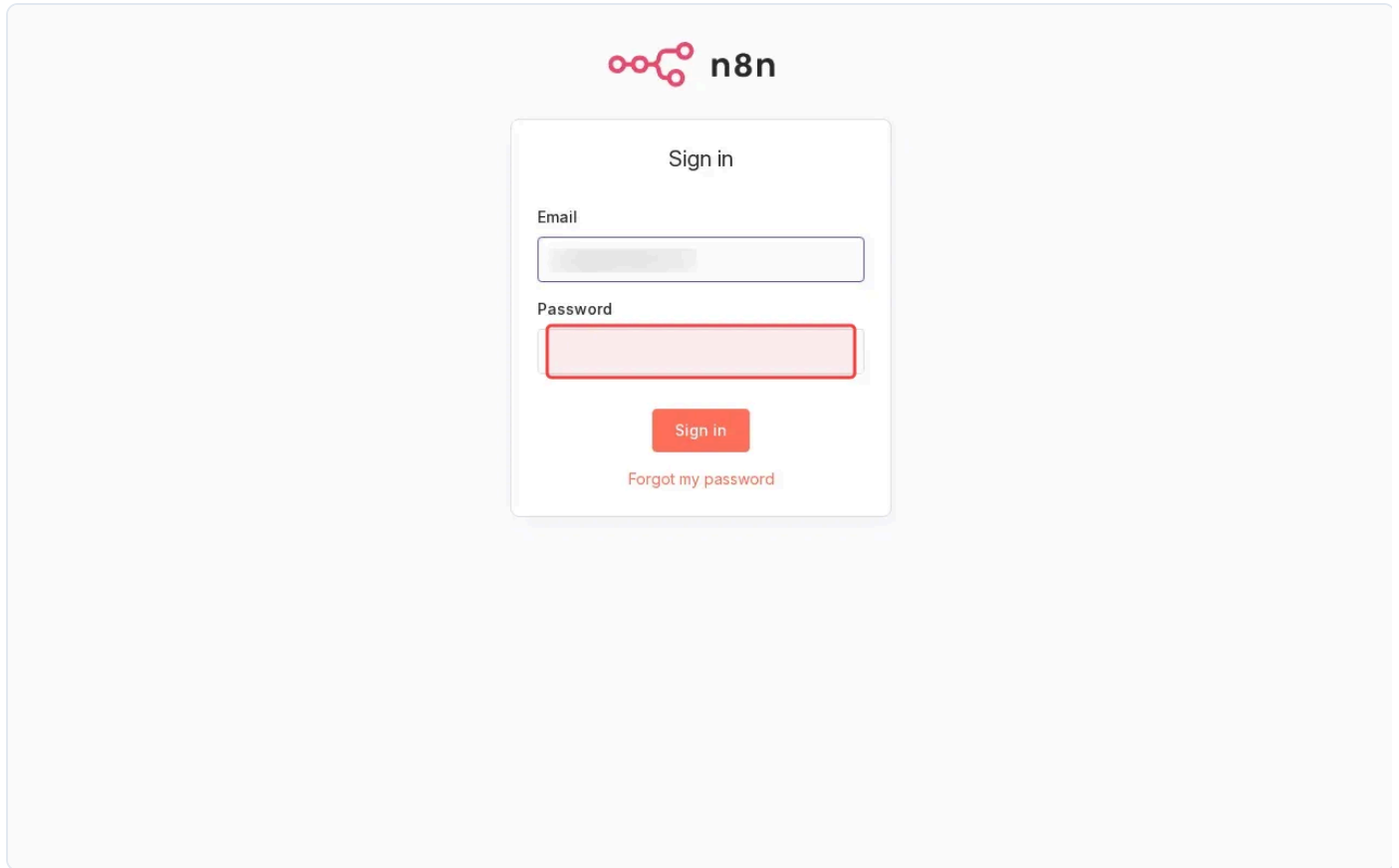


How to create a new workflow in n8n


n8n 3 steps · 9s

- 1 Type password in the password field.



The image shows a screenshot of the n8n sign-in interface. At the top center is the n8n logo, which consists of a red icon of three connected circles followed by the text "n8n". Below the logo is a white rectangular sign-in form with a subtle drop shadow. The form is titled "Sign in" in a small, dark font. It contains two input fields: "Email" and "Password". The "Email" field is a light gray rectangle with a thin border. The "Password" field is a light red rectangle with a thin border, and it is currently highlighted with a red border. Below the password field is a red "Sign in" button. At the bottom of the form, there is a link that says "Forgot my password" in a small, dark font.

2 Clear email field completely.



Sign in

Email

Password

.....

Sign in

[Forgot my password](#)


✖

Problem logging in

✕

Wrong username or password. Do you have caps lock on?

3 Click 'Back to sign in' to return to login page.



Recover password

Please contact your admin. n8n isn't set up to send email right now.

Back to sign in

✖

Problem logging in

✕

Wrong username or password. Do you have caps lock on?

