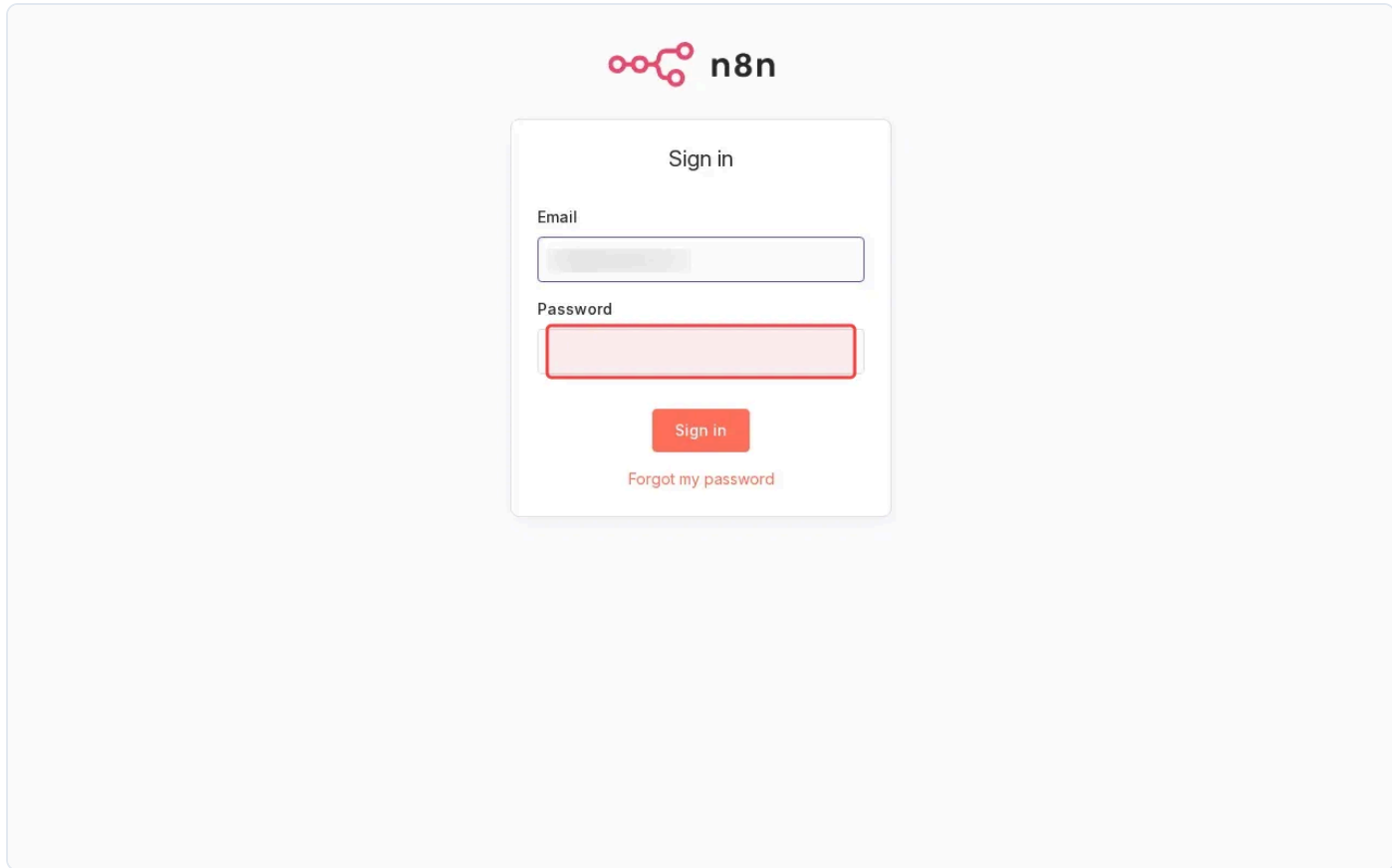


How to import a workflow in n8n


n8n 3 steps · 9s

1 Type password in the password field.



The image shows a screenshot of the n8n sign-in interface. At the top center is the n8n logo, which consists of a red icon of three connected circles followed by the text "n8n". Below the logo is a white rectangular sign-in form. Inside the form, the text "Sign in" is centered at the top. Below this, there are two input fields: "Email" and "Password". The "Email" field is a light gray rectangle with a thin border. The "Password" field is a light red rectangle with a thin border and a small red outline on the right side. Below the "Password" field is a red button with the text "Sign in" in white. At the bottom of the form, there is a link that says "Forgot my password" in a small, light gray font.

2 Clear email field and type valid admin credentials.



Sign in

Email

Password


Sign in

[Forgot my password](#)

Problem logging in

Wrong username or password. Do you have caps lock on?

3 Click 'Back to sign in' to return to login.



Recover password

Please contact your admin. n8n isn't set up to send email right now.

[Back to sign in](#)

Problem logging in

Wrong username or password. Do you have caps lock on?

