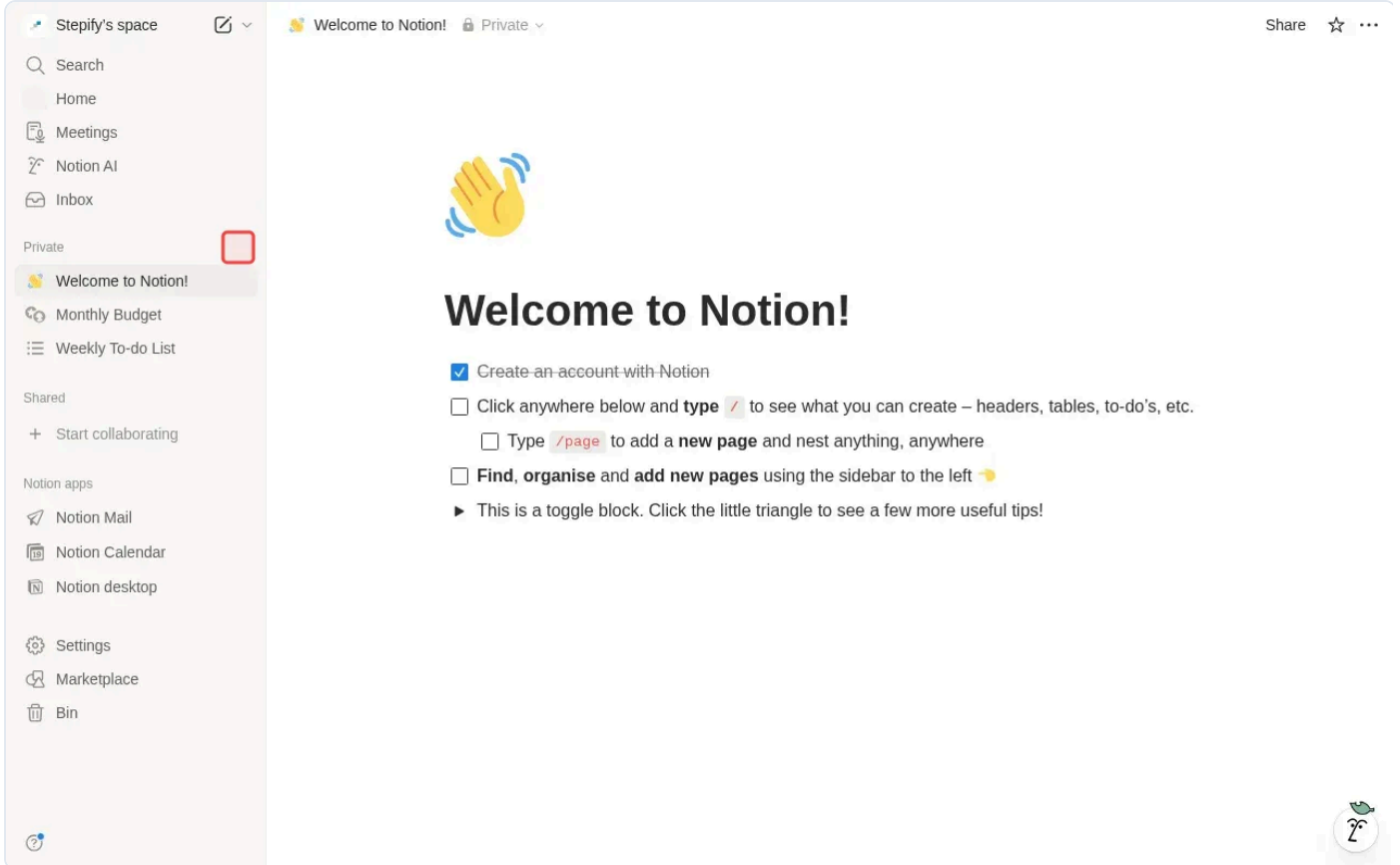


How to create a new page in Notion

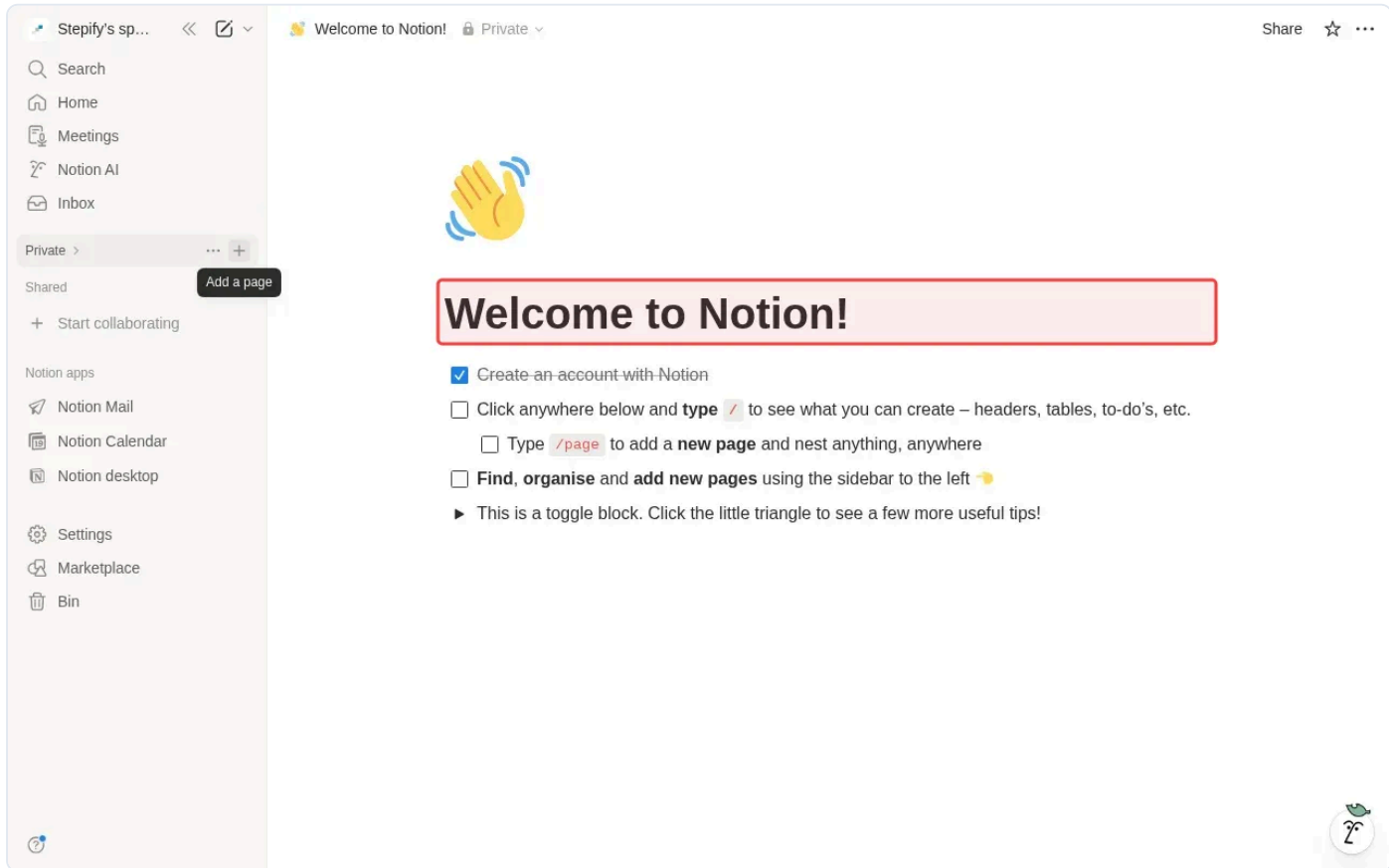
Notion 3 steps · 31s

1 Click '+' next to Private section to create new page.



The screenshot shows the Notion interface. On the left is a sidebar with a search bar and a list of sections: 'Stepify's space', 'Home', 'Meetings', 'Notion AI', 'Inbox', 'Private', 'Shared', and 'Notion apps'. The 'Private' section is highlighted with a red square, and a '+' icon is visible next to it. Below 'Private' are the pages 'Welcome to Notion!', 'Monthly Budget', and 'Weekly To-do List'. The main content area displays the 'Welcome to Notion!' page, which includes a yellow hand icon, the title 'Welcome to Notion!', and a list of instructions: 'Create an account with Notion', 'Click anywhere below and type / to see what you can create – headers, tables, to-do's, etc.', 'Type /page to add a new page and nest anything, anywhere', and 'Find, organise and add new pages using the sidebar to the left'. A toggle block is also present with the text 'This is a toggle block. Click the little triangle to see a few more useful tips!'. The bottom right corner features a small circular icon with a green bird and the letter 'Z'.

2 Type page title in the title field.



Stepify's sp... << < > >>

Welcome to Notion! Private

Share ☆ ...

Search

Home

Meetings

Notion AI

Inbox

Private > ... +

Shared

+ Start collaborating

Notion apps

Notion Mail

Notion Calendar

Notion desktop

Settings


Marketplace

Bin

Add a page

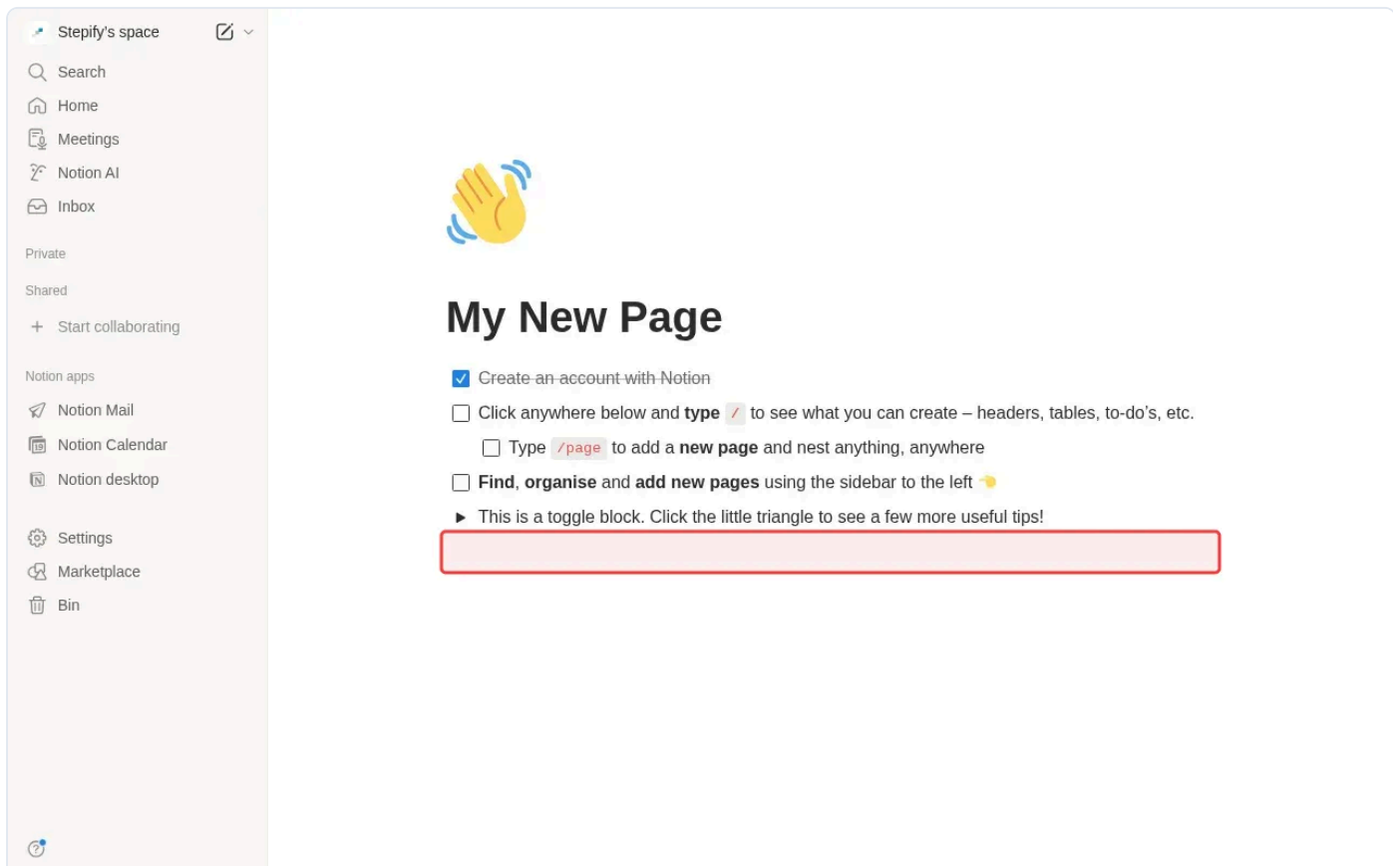
👋

Welcome to Notion!

- ☒ Create an account with Notion
- ☐ Click anywhere below and **type**  to see what you can create – headers, tables, to-do's, etc.
 - ☐ Type **/page** to add a **new page** and nest anything, anywhere
- ☐ **Find, organise** and **add new pages** using the sidebar to the left 📌
 - ▶ This is a toggle block. Click the little triangle to see a few more useful tips!

🌱


3 Type heading text in the content area below title.



Stepify's space < >

👋

My New Page

- ☒ Create an account with Notion
- ☐ Click anywhere below and **type**  to see what you can create – headers, tables, to-do's, etc.
 - ☐ Type **/page** to add a **new page** and nest anything, anywhere
- ☐ **Find, organise** and **add new pages** using the sidebar to the left 📌
 - ▶ This is a toggle block. Click the little triangle to see a few more useful tips!

