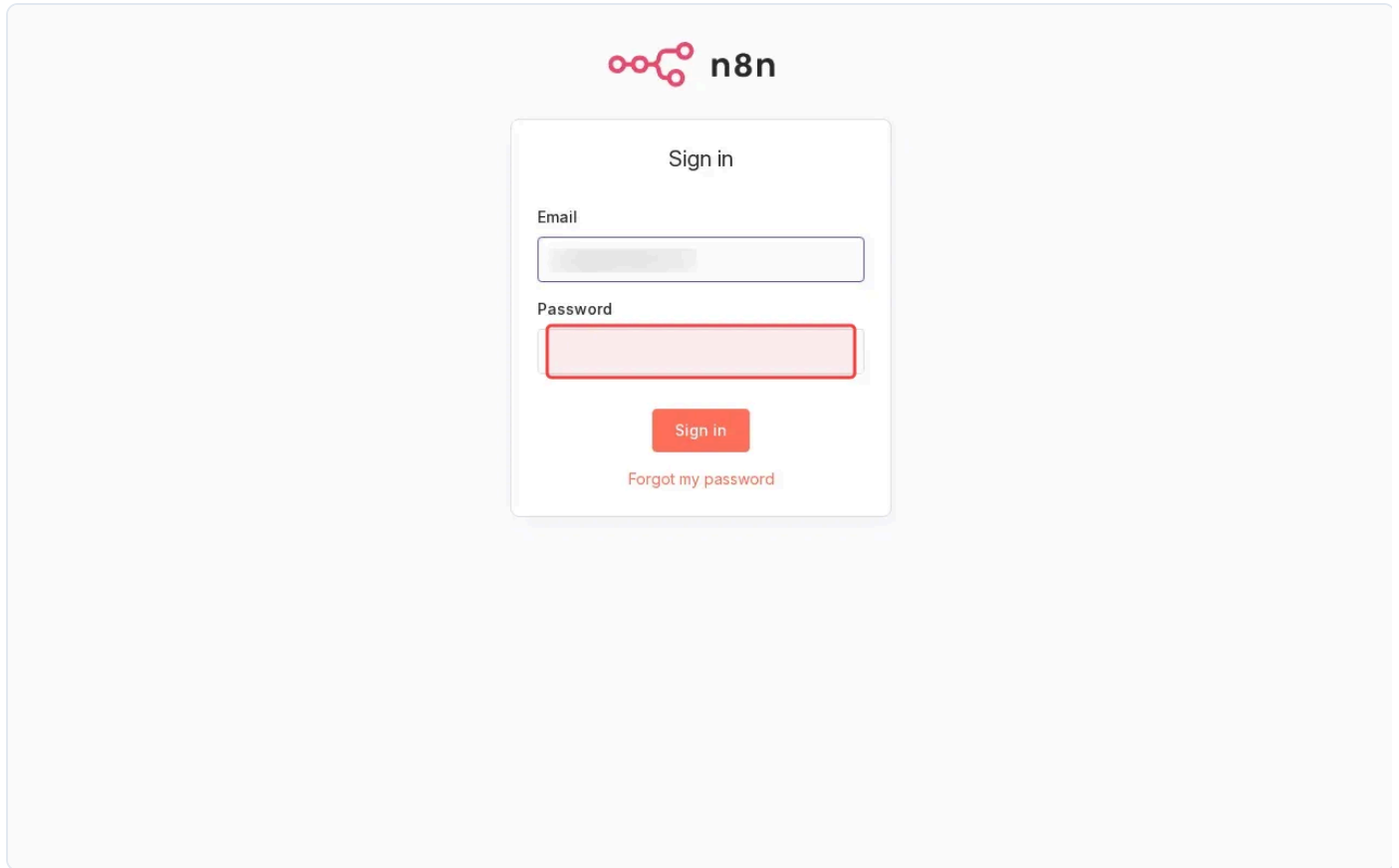


How to set up email notifications in n8n


n8n 3 steps · 11s

- 1 Type password in the password field to authenticate.



The image shows a screenshot of the n8n sign-in interface. At the top center is the n8n logo, which consists of a red icon of three connected circles followed by the text "n8n". Below the logo is a white rectangular sign-in form. Inside the form, the text "Sign in" is centered at the top. Below this, there are two input fields: "Email" and "Password". The "Email" field is a light gray rectangle with a thin border. The "Password" field is a light red rectangle with a thin border and a red outline, indicating it is the current focus. Below the password field is a red "Sign in" button. At the bottom of the form, there is a link that says "Forgot my password" in a smaller, lighter font.

2 Click 'Back to sign in' to return to login page.



Recover password


Please contact your admin. n8n isn't set up to send email right now.

[Back to sign in](#)

Problem logging in

Wrong username or password. Do you have caps lock on?

3 Type email address in the email field.



Sign in

Email

Password

[Sign in](#)

[Forgot my password](#)

Problem logging in

Wrong username or password. Do you have caps lock on?

